


# LOVE QUILT

55" x 73"



## FABRIC REQUIREMENTS FOR HEARTS

Cut 5:  
2½" x 17½"



Cut 5:  
2½" x 17½"



Cut 5:  
3½" x 17½"



Cut 6:  
2½" x 21"



Cut 6:  
2½" x 21"



Cut 6:  
3½" x 21"



Cut 5:  
2½" x 17½"




Cut 5:  
2½" x 17½"




Cut 5:  
3½" x 17½"




Cut 6:  
2½" x 21"



Cut 6:  
2½" x 21"




Cut 6:  
3½" x 21"




Cut 5:  
2½" x 17½"



Cut 5:  
2½" x 17½"



Cut 5:  
3½" x 17½"



Cut 6:  
2½" x 21"




Cut 6:  
2½" x 21"



Cut 6:  
3½" x 21"




Cut 5:  
2½" x 17½"



Cut 5:  
2½" x 17½"



Cut 5:  
3½" x 17½"




Cut 6:  
2½" x 21"




Cut 6:  
2½" x 21"



Cut 6:  
3½" x 21"



Cut 5:  
2½" x 17½"



Cut 5:  
2½" x 17½"



Cut 5:  
3½" x 17½"



## FABRIC REQUIREMENTS FOR BACKGROUND FABRIC

Note: cuts are made from 1⅓ yards of 40" wide yardage. WOF = width of fabric



Cut 2: 6½" strips on the WOF. Join two ends, subcut into one 6½" x 47½" bottom border unit.



Cut 7: 4½" strips on the WOF. Join ends of 5 strips, subcut into one 4½" x 47½" top border unit and into two 4½" x 73½" side border units. Cut remaining strips into ten 4½" x 7½" sashing pieces.



Cut 8: 1½" strips on the WOF. Cut strips into forty 1½" x 7½" sashing pieces.

# SASHING & BORDER CUTTING INSTRUCTIONS


Cut 40:  
1½" x 7½"



Cut 10:  
4½" x 7½"



Cut 2:  
4½" x 73½"



Cut 1:  
4½" x 47½"



Cut 1:  
6½" x 47½"



Cut 196:  
1½" x 1½"



Cut 49:  
2½" x 2½"



Cut 98:  
4½" x 4½"



## BLOCK CUTTING INSTRUCTIONS

Cut 5:  
2½" x 3½"



Cut 6:  
2½" x 3½"



Cut 5:  
2½" x 3½"



Cut 6:  
2½" x 3½"



Cut 5:  
2½" x 3½"



Cut 6:  
2½" x 3½"



Cut 5:  
2½" x 3½"



Cut 6:  
2½" x 3½"



Cut 5:  
2½" x 3½"



Cut 5:  
2½" x 3½"



Cut 6:  
2½" x 3½"



Cut 5:  
2½" x 3½"



Cut 6:  
2½" x 3½"



Cut 5:  
2½" x 3½"



Cut 6:  
2½" x 3½"



Cut 5:  
2½" x 3½"



Cut 6:  
2½" x 3½"



Cut 5:  
2½" x 3½"



Cut 5:  
3½" x 3½"



Cut 6:  
3½" x 3½"



Cut 5:  
3½" x 3½"



Cut 6:  
3½" x 3½"



Cut 5:  
3½" x 3½"



Cut 6:  
3½" x 3½"



Cut 5:  
3½" x 3½"



Cut 6:  
3½" x 3½"

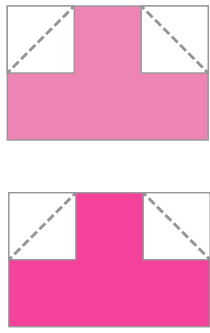


Cut 5:  
3½" x 3½"

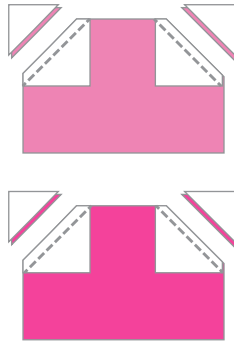


# MAKING THE BLOCK

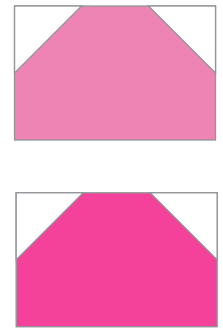
1



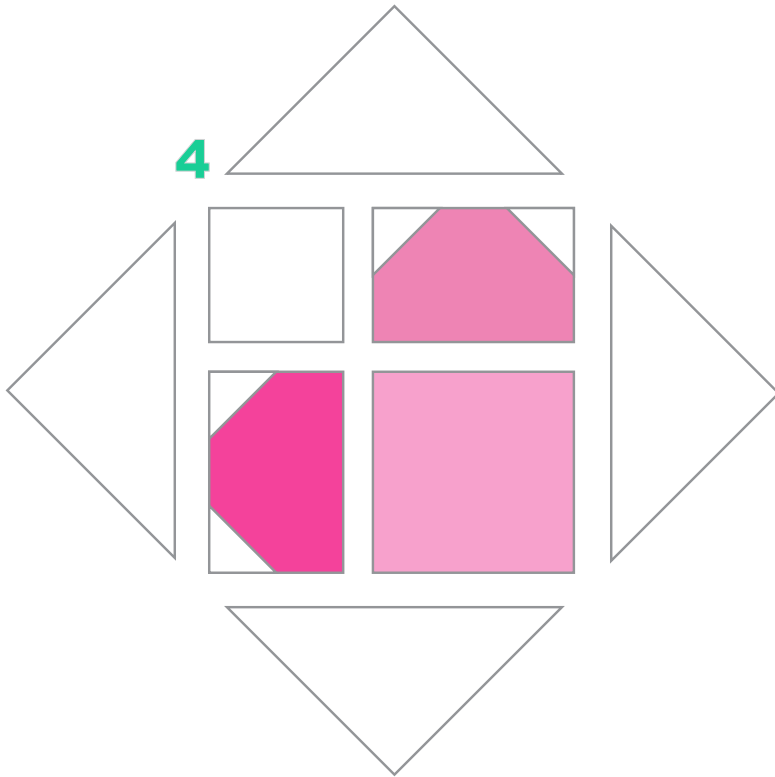
2



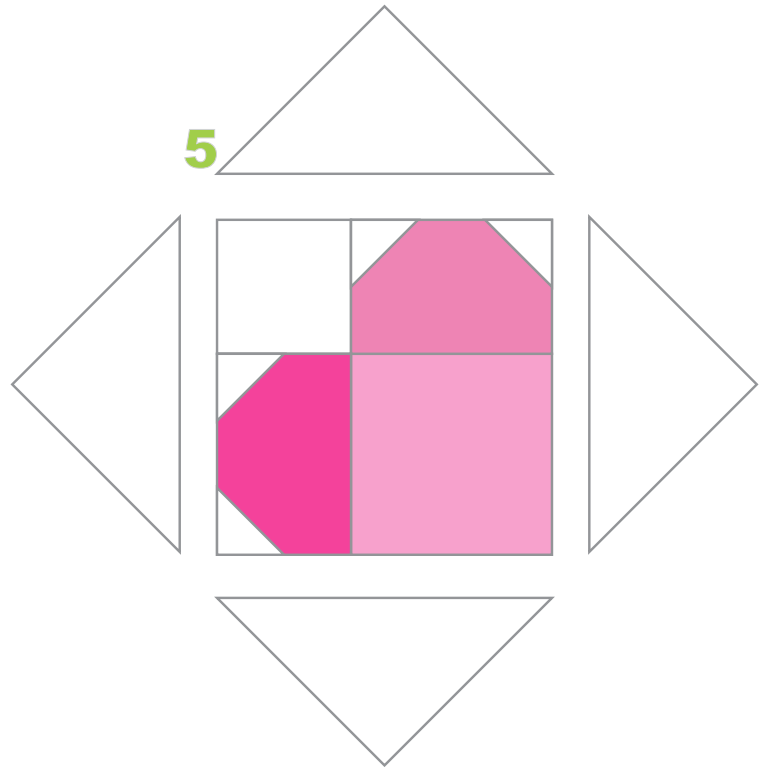
3



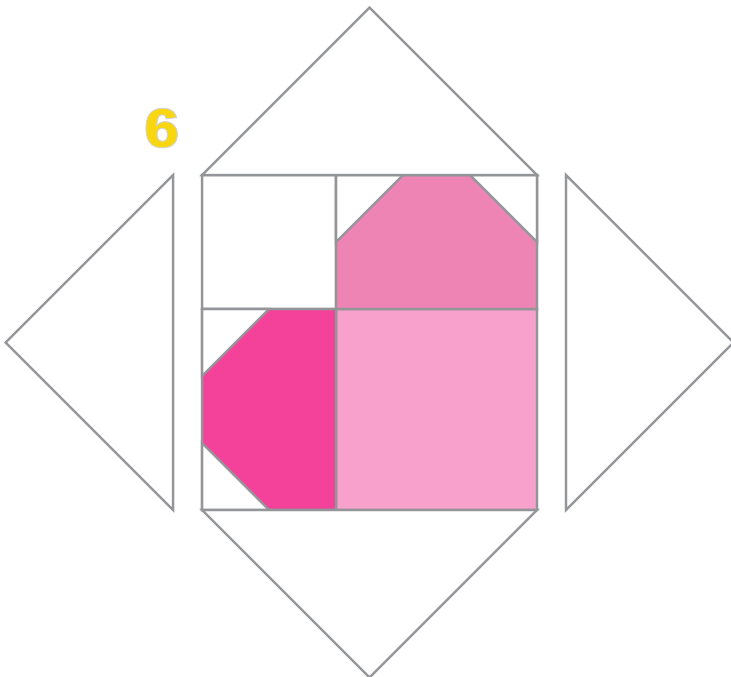
4



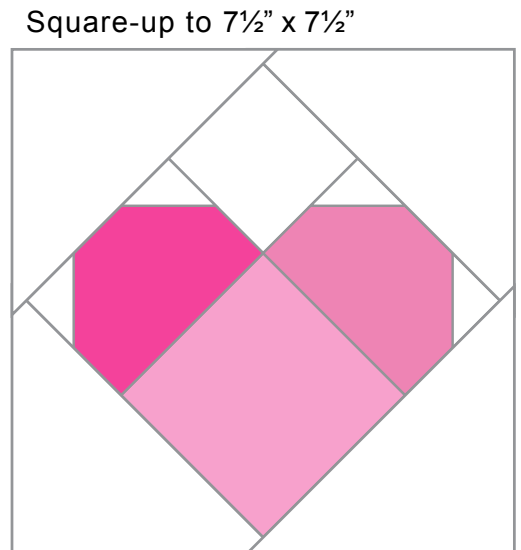
5



6



7



# LOVE QUILT

55" x 73"

